

☆☆☆

**IMPORT - EXPORT S.p.A.**

ZONA INDUSTRIALE - 35044 MONTAGNANA (PADOVA) ITALY  
 TEL. (0429) 800222 R.A. - TELLEX 430394 SAPARK - TELEFAX (0429) 800333

**MFG: SARTORI IMPORT-EXPOR  
 S.P.A.  
 NAME: CONVOY RACER  
 TYPE: KIDDIE**

MONTAGNANA, JULY 31st 1989

LAKE WINNEPESAUKAH  
 FUN TOWN INC.  
 P.O. BOX 490  
 ROSSVILLE, GA 30741  
 U.S.A.

NS. RIF.

VS. RIF.

WE TAKE THE LIBERTY OF THANKING YOU AGAIN TO HAVE HONOURED US WITH YOUR ORDER. WE ARE SURE OUR CONVOY RACE HAS ALREADY MET THE PUBLIC'S FAVOUR AND INTEREST, COMING UP TO YOUR EXPECTATIONS.

WE TAKE THIS CHANCE TO INFORM YOU ABOUT THE IDENTIFYING DATA OF YOUR ATTRACTION, WHICH YOU WILL KINDLY REFER TO FOR ANY COMMUNICATION:

SERIAL NUMBER : 31006  
 MANUFACTURED BY : SARTORI CLAUDIO - MONTAGNANA PD - ITALY  
 YEAR OF CONSTRUCTION : 1989


WE HAVE ALSO PROVIDED TO MAIL TO YOUR ADDRESS THE MANUAL BOOKS FOR INSTALLATION, DISMANTLING, OPERATION AND MAINTENANCE OF THE CONVOY RACE, WHICH YOU SHOULD KINDLY CAREFULLY READ AND FOLLOW.

HEREATTACHED PLEASE FIND SOME UPDATING SHEETS TO REPLACE THOSE ALREADY IN YOUR HANDS. FURTHERMORE ALSO THERE ARE SOME GENERAL SAFETY INSTRUCTION TO BE ABSOLUTELY FOLLOWED FOR THE SAFETY OF THE ATTRACTION AND OF THE PEOPLE WHO ARE GOING TO ENJOY IT.

FINALLY YOU ARE GOING TO RECEIVE A PARCEL CONTAINING A PART TO BE INSTALLED ON A VEHICLE OF YOUR CONVOY RACE AND A SHEET WITH THE INSTALLING INSTRUCTIONS.

WE WISH TO APOLOGIZE AND WE FEEL CONFIDENT YOU WILL KINDLY EXCUSE US FOR THE INCONVENIENTS AND DELAYS WHICH MAY HAVE OCCURED, BUT WE ARE SURE YOU REALIZE IT HAS NOT DEPENDED ON OUR WILL.





IMPORT - EXPORT S.p.A.

ZONA INDUSTRIALE - 35044 MONTAGNANA (PADOVA) ITALY  
TEL. (0429) 800222 F.A. - TELEX 430394 SAPARK - TELEFAX (0429) 800333

GENERAL SAFETY INSTRUCTIONS

DURING A RECENT ASSISTANCE AND INSPECTING VISIT TO SOME CUSTOMERS WITH OUR CONVOY RACE, WE FOUND OUT THAT ARE NOT OBSERVED SOME INSTRUCTIONS FOR THE SAFETY OF THE ATTRACTION'S RIDERS.

WE HAVE PARTICULARLY NOTICED THAT:

1) THE DISTANCE OF THE SAFETY FENCES IS NOT ENOUGH TO ASSURE THE CHILDREN'S SAFETY, SO WE RECOMMEND YOU TO PLACE THEM AT LEAST CM. 70 (27.50 INCH.) DISTANT FROM THE WORKING AREA.

THIS WILL AVOID THE CHILDREN TO LEAN A LEG OR AN ARM OUT AND TO BANG IT AGAINST THEM.

2) THE SAFETY STRINGS OF THE VEHICLES ARE NOT ALWAYS FASTENED. WE RECOMMEND YOU THEN TO FASTEN THEM BOTH ON THE OCCUPIED AND THE EMPTY VEHICLES. INFACT THE HANGING STRINGS COULD GO UNDER THE WHEELS AND BE DAMAGED.

3) THE ENCHARGED OPERATORS ARE SOMETIME NOT ABLE TO PROPERLY GUARANTEE THE PASSENGERS' SAFETY. WE STRONGLY SUGGEST YOU THEN TO LOOK FOR CAPABLE PERSONNEL, ABLE TO ASSURE THE PASSENGERS' SAFETY. THEY MUST FURTHERMORE OBSERVE WHAT ABOVE.

WE REPEAT ALSO THAT THE RIDE HAS NOT BEEN DESIGNED FOR HANDICAPPED CHILDREN AND THAT THE PASSENGERS SHOULD BE BETWEEN 4 AND 10 YEARS OLD.


4) THE VEHICLES' TIRES ARE NOT PERIODICALLY CHECKED AND INFLATED. PLEASE NOTE THAT THEIR NOT SUFFICIENT PRESSURE LET THE VEHICLES DOWN AND CAUSE A FAST TEAR AND WEAR OF THE NYLON ROLLS. WE DO RECOMMEND YOU TO KEEP THEIR PRESSURE TO 40 PSI BAR/2.8 AND 36 PSI BAR/2.5 FOR THE MOTORCYCLES.

THE ABOVE MENTIONED INSTRUCTIONS ARE SOME OF THE IMPORTANT RULES TO BE OBSERVED TO AVOID UNPLEASANT INCONVENIENTS, BUT YOU MUST BESIDE ALSO STRICTLY CONFORM TO ALL SAFETY REGULATIONS IN FORCE IN YOUR COUNTRY.

WE FEEL CONFIDENT YOU WILL CAREFULLY OBSERVE WHAT ABOVE AND WE REMAIN AT YOUR DISPOSAL FOR ANY FURTHER INFORMATION.

BEST REGARDS.

**SARTORI**  
IMPORT EXPORT S.p.A.  
*[Handwritten signature]*



SUPPLIERS OF EQUIPMENT FOR AMUSEMENT PARKS

**IMPORT - EXPORT S.p.A.**

ZONA INDUSTRIALE - 35044 MONTAGNANA (PADOVA) ITALY  
TEL. (0429) 800222 FAX TELLEX 430394 SAPARK - TELEFAX (0429) 800333


INSTALLATION INSTRUCTIONS FOR SAFETY APPLIANCE

TO THE BEST SAFETY WE ARE SENDING YOU THE SAFETY CRANKCASES TO BE INSTALLED ON YOUR MOTORCYCLES.

FOR A CORRECT INSTALLATION, JUST INSERT THEM ON THE SIDE (1) AND FIX THEM ON THE BODYWORKSIDE WITH THE THREE SCREWS (2).


SINCE THEY ARE SELF-THREADING SCREWS IT IS NOT NECESSARY TO MAKE A HOLE.

PLEASE SEE THE ENCLOSED PICTURE TO A EASIER INSTALLATION.



SAFETY APPLIANCE TO BE FIXED HERE





FORNITURE, DIATTREZZATURE PER LUNA PARK

EXPORT M / 546341

PART. IVA 01359760296

COD. FISC 0121100151

C.C.I.A.A. N. 207649

TRIBUNALE PD N. 29056

☆☆☆

**IMPORT - EXPORT S.p.A.**

ZONA INDUSTRIALE - 35044 MONTAGHIANA (PADOVA) ITALY  
TEL. (0429) 000222 FAX - TELEX 430334 SAPARK - TELEFAX (0429) 100000

PLEASE CAREFULLY READ THE ENCLOSED SHEET AND COMPLETELY FOLLOW ITS INSTRUCTIONS.

THE MENTIONED WASHER MUST ABSOLUTELY BE POSITIONED, BECAUSE THE CONTINUOUS MOVEMENT OF THE DRIVING TRUCK COULD BREAK THE SAFETY SPLIT PIN.

THIS WOULD CAUSE A SERIOUS DAMAGE, BECAUSE THEN THE DRIVING TRUCK WOULD GET OFF THE DRIVING TRACK.


ENCLOSED PLEASE ALSO FIND A SERIES OF WASHERS WHICH YOU MAY NEED.

PLEASE ALSO REPLACE THE HEREATTACHED SHEETS TO THOSE CORRESPONDING IN THE INSTALLATION/DISMANTLING MANUAL BOOKS IN YOUR HANDS.

WE FEEL CONFIDENT YOU ARE KINDLY COOPERATING WITH US AND WE THANK YOU FOR YOUR APPRECIATED ATTENTION.

BEST REGARDS.

ENCLOSED: REPLACING DESCRIPTION (INSTALL./DISMANTL. MANUAL BOOK)  
2 PAGES OF REPLACING PICTURES (INSTALL./DISMANTL. MANUAL BOOK)  
1 LITTLE SACK CONTAINING 9 WASHERS



FORNITURE DI ATTREZZATURE PER LUNA PARK

☆☆☆

**IMPORT - EXPORT S.p.A.**

ZONA INDUSTRIALE - 35044 MONTAGHIANA (PADOVA) ITALY  
TEL. (0429) 800222 U.A. - TELEFAX 430394 SAFARIK - TELEFAX (0429) 800333

EXPORT REF. 340301  
PART. IVA 01359760285  
COD. FISC. 0121180151  
C.C.I.A.A. N. 207649  
TRIBUNALE PD N. 29066

NOW REMOVE ALL SAFETY FENCES AND THE TWO VEHICLES FROM THE LOADING STRUCTURE (Fig. 37) .

TO TAKE THE VEHICLES AWAY IT IS ENOUGH TO UNTHREAD THE SAFETY SPLIT PINS (42) (Fig. 38) AND LIFT THE CARS.

THE LOADING STRUCTURE MUST THEN BE DISMANTLED .

TO THIS PURPOSE FIRST DISMANTLE THE VEHICLES SUPPORTS (44) (Fig. 39) UNTHREADING THE BLOCKING PINS (43) (Fig. 39), AND THE SUPPORTS OF THE SAFETY FENCES (45) (Fig. 40).

FREE FROM THE BLOCKING PINS, THE LONGERONS (46) (Fig. 41) CAN BE REMOVED NOW AS THE FOUR FORE SUPPORTS (47) (Fig. 41) OF THE LOADING STRUCTURE.

AS ABOVE DESCRIBED REMOVE ALSO THE BACK LONGERON (48) (Fig. 42).

START WITH THE FIRST ONE, BRING THE CARS ON THE RAISED TRACK AND FIX THEM TO THE DRAGGING TRUCKS (41) (Fig. 43), INSERTING THE STUD (50) (Fig. 43) IN THE BEARING (49) (Fig. 43) OF THE STEERING BAR AND BLOCK THE CAR WITH THE WASHER (52) (Fig.43) AND THEN WITH THE SAFETY SPLIT PIN (52A) (Fig. 43).

COMPLETE THE INSTALLING OPERATION CONNECTING THE FEEDING WIRES (53) (Fig.44) TO THEIR STUDS (54) (Fig. 44) AND FIXING THEM WITH THE SUPPLIED WINGNUTS. (55) (Fig. 45).



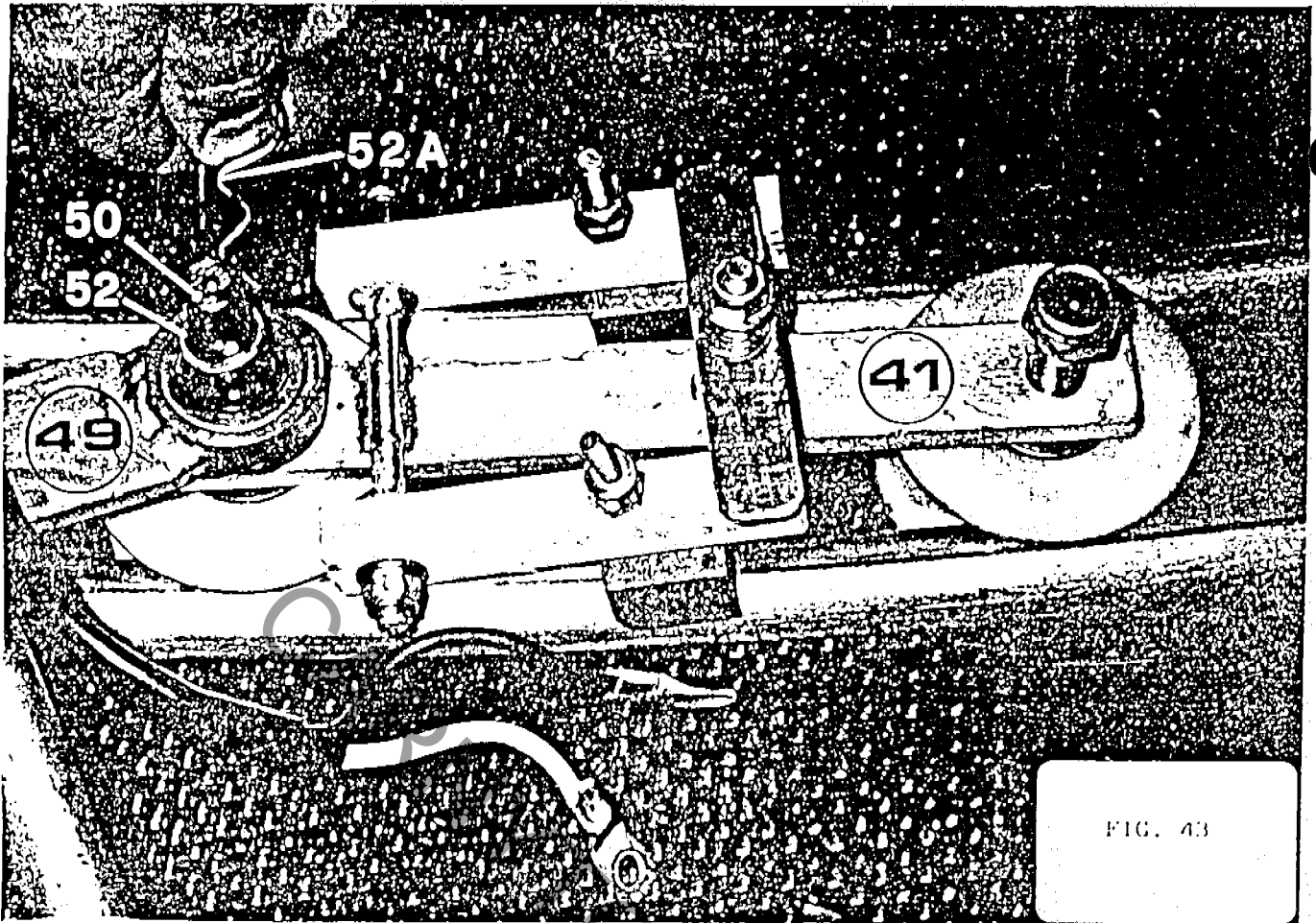


FIG. 43




FIG. 44